

June is Pet Preparedness Month!

- **Are your pets prepared for hurricane season?**
 - Hurricane season starts June 1st and lasts through November.
- **Do your pets suffer from thunderstorm or fireworks anxiety?**
 - 4th of July is right around the corner!
- **Is your pet a runner? Are they microchipped?**
 - Loud noises can cause anxious pets to run away.



*Ask a staff member to help
prepare your pet for summer
today!*

IS YOUR PET PREPARED FOR A HURRICANE?

Don't wait until it's too late to prepare!



3-7 days' worth of canned (pop-top) or dry food along with feeding dishes and plenty of water



Recent photos of your pets (in case you are separated and need to make "Lost" posters)



Disposable garbage bags for clean-up



Secured collar with up-to-date ID tags containing accurate information such as name and phone number



Toys to keep your pet entertained. This will save your pet's sanity as well as your own!



Photocopies of medical records and a waterproof container with a two-week supply of any medicine your pet requires



If you receive an evacuation order, act quickly and leave as soon as possible with your pets.



Take a crate that is big enough for your pet to stand up and lie down comfortably. A crate can also help your pet feel secure and protected in a new location.

Call ahead to your evacuation location to ensure they accept pets.

Take plenty of towels for drying your pet (and yourself).

Drive carefully - getting to your destination safely is your most important task!



DON'T FORGET TO HAVE A PLAN IN PLACE!

June 1st marks the beginning of hurricane season in Florida. Remember to include your pets in your preparedness plan.

If you need any documentation or medications, please ask a staff member for more assistance!




For more pet safety tips and posts, find us on Facebook at www.facebook.com/PlaySafePetStairs

It's National Microchipping Month!

- The American Humane Association estimates over 10 million dogs and cats are lost or stolen in the U.S. every year
- 1 in 3 pets will become lost at some point during their life
- Only about 22% of lost dogs that entered animal shelters were reunited with their families. However, the return-to-owner rate for microchipped dogs was over 52%

*Don't let your pet be a statistic!
Microchipping is an important step in
hurricane preparedness for your pets.*



Mac gets Microchipped: A Microchipping Success Story

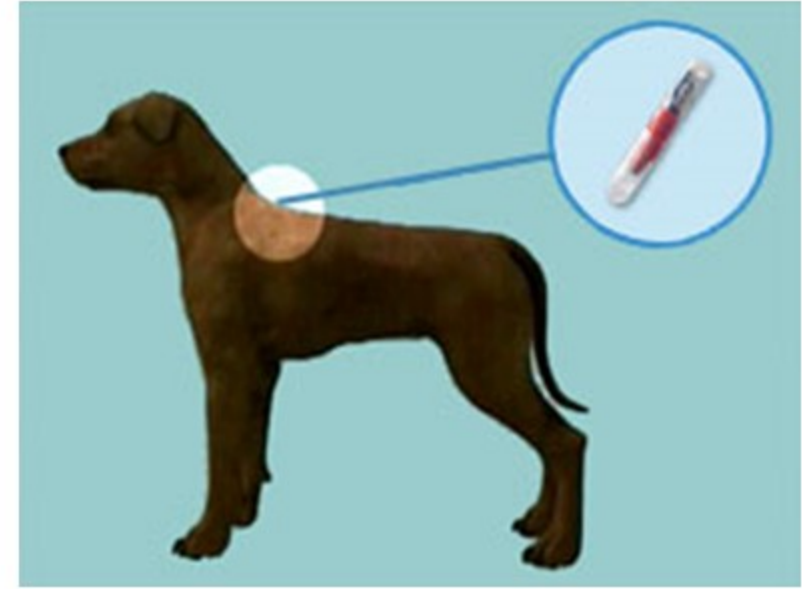
Brought to you by microchip month

What is a microchip?

A microchip is your pet's permanent ID that contains a unique number. Each chip is about the size of a grain of rice and goes beneath your pet's skin.

Every microchip company allows you to register your pet's ID in a database with your name, number, and home address. This information will allow veterinarians and animal rescues to contact and reunite you with your pet in the event the two of you become separated.

In this story, our friend Mac gets microchipped just in time for hurricane season!





Chapter 1: Mac gets Microchipped

Mac's owner knew hurricane season was right around the corner and wanted to make sure Mac was prepared! During her annual visit to Crosswinds Veterinary Hospital, Mac's owner talked to the staff about microchipping.

The staff explained the simple procedure in which a needle would be used to insert a small microchip between Mac's shoulder blades. Mac's owner cannot see or feel the chip because it is under her skin.

Mac's owner felt reassured that if she ever got out or lost, anyone who found her could bring her to a rescue or local veterinarian to be scanned and reunited.



Chapter 2: Mac is Lost!

During a hurricane, Mac got scarred and ran away from her mom. But alas, Cheeze came to the rescue and brought Mac to Crosswinds Veterinary Hospital to try and reunite her with her mom.



Chapter 3: Mac is found!

Cheeze scanned Mac and put her unique number into the microchip database. She was able to find Mac's owner's information and call her, stating Mac was safe and ready to go home!

Chapter 4: Reunited and it feels so good!

Because Mac's owner had a preparedness plan in place and decided to microchip her pet, was able to be reunited with her beloved Mac!

Is your pet microchipped?

Be sure to talk to a staff member today and be prepared for hurricane season!





It's summertime in Florida which means fun in the sun! But don't forget that extra heat and sun exposure can lead to serious complications for your pets. Let us help you keep your pets protected all summer long!

HEAT PET SAFETY!

www.DVMmultimedia.com  DVMmultimedia™



SHADE & WATER

Protect your pets from the sun's rays and keep them hydrated.



NO CARS

Never leave a pet in the car, not even with the window cracked.



HEAT STROKE

Excessive panting, discolored gums, and mobility problems are signs. Seek veterinary attention immediately!



NO ASPHALT

If it's too hot for bare feet, it's too hot for bare paws.



LIMIT EXERCISE

Don't let playful pets over exert themselves in the heat.

Heat stroke in animals can happen quickly! All pets are at risk, but certain breeds including **English and French bulldogs, Boston terriers, and Pugs** tend to be more susceptible due to their shortened noses.

Always keep a close eye on your pets when they are outside and watch for potential signs of heat stroke including:

- Excessive panting/drooling
- Discolored gums and tongue
- Altered or confused appearance
- Vomiting
- Seizures
- Weakness or collapse

Heat stroke is easier to prevent than treat! Be sure to:

- Keep your pets in shaded areas
- Avoid long walks during the hottest hours of the day
- Always have clean water readily available
- Never leave pets in hot cars

Remember to call the office as soon as possible if you suspect heat stroke.

HOW TO TREAT (AND POSSIBLY SAVE!) OVERHEATED DOG



Watch your pooch for signs of overheating during the hot weather.

1

Move your pet to a cooler area immediately, preferably with a fan.

2

Take your pet's temperature using a rectal thermometer.

3

Put cool, wet towels on
• neck,
• armpits
• between legs
• wet ear flaps and paw pads

4

Give your dog fresh cool drinking water.

5

Transport your pet to your vet right away!



With hurricanes comes heavy flooding. Heavy rain can bring about all kinds of diseases, parasites and more from the infected soil into moving or standing water.

Leptospirosis, a bacterial virus stemming from infected urine of wildlife, can be present in pooled water sources such as ponds, puddles and floods. This virus can affect our pets in a dangerous way and can be contracted in humans as well.

To keep you, your family and pets safe there is a vaccine that we administer to dogs to combat **Leptospirosis**.



The adventures of Mac and Cheeze!

And the curious case of Leptospirosis!

**Another rainy
day in
Florida....Mac
and Cheeze stare
out the window
in hopes the
stormy weather
will clear up soon
so they can get
out and play!**





Hooray!

*The rain has stopped,
and the sun is shining
brightly!*

*Mac and Cheeze are
going to venture out
and see what mischief
they can get into!*

*But...could
leptospirosis be
lurking about?*

“A puddle, I can’t wait to jump in!”

Yells Mac.

“Halt!”

warns Cheeze.

“Do not enter that body of water! It just rained and this puddle could contain

Leptospirosis!

Are you vaccinated Mac?”





"Does it really matter, Cheeze?" Asks Mac.

"Yes Mac! After heavy rain, Leptospirosis can contaminate any body of water, even small puddles. It is passed through wildlife urine and can stay in the environment for months. That's why there is a vaccine to help prevent dogs from getting it." Cheeze explains to Mac.



"Well what about you Cheeze? Do you get a Leptospirosis vaccine?" asks Mac.

"No Mac. It's unlikely for cats to get Lepto through bodies of water, so we don't get vaccinated."
Cheeze states.



Mac's owner schedule an appointment for a **Leptospirosis vaccine**

Now, if Mac comes by another puddle or in the unfortunate circumstances of a hurricane or flood, she will be protected.

Take that Leptospirosis!

*Inquire today to see if your dog is at risk for Leptospirosis based on his or her lifestyle.

Dogs provide an ideal environment on which adult fleas can feed and lay eggs.



Adult Fleas

Fleas feed on the dog's blood, which irritates the dog, potentially causing allergic dermatitis (FAD). Fleas reproduce quickly to infest the owner's home.



Eggs

Flea eggs fall off the dog and end up throughout the owner's home, particularly where dogs spend the most time.



Pupae


Pupae are enveloped by a debris-coated silk-like fiber and can lay dormant before emerging as hungry adult fleas.



Larvae

Larvae hatch in several days and feed on adult flea feces or organic debris in the environment.

**It's flea season,
with the extra
rain and
humidity the
fleas are biting
more than ever
this time of the
year!**



And adult fleas are just the tip of the iceberg...



Did you know?

- Pupae (immature fleas) can stay in their cocoons for up to 1 year!
- Female fleas can lay up to 50 eggs a day.
- fleas can transmit zoonotic diseases (which means us humans can get these diseases).
- fleas are carriers for tapeworms.
- In severe infestations, fleas can cause anemia.
- fleas prefer humid environments (Florida).

Are you seeing adult fleas on your pets?

- Well you are only seeing 5% of that flea population
- Eggs make up more than 50% of fleas within your environment!

